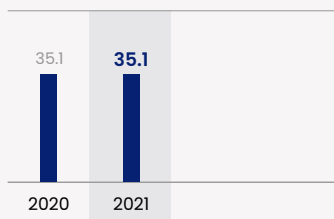


# RESULTS AT A GLANCE\*

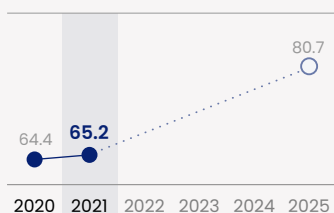
## 1.

35.1% of partner countries had at least one year of free and/or compulsory pre-primary education guaranteed in legal frameworks.



## 2.

65.2% of children participated in organized learning one year before the official primary entry age.

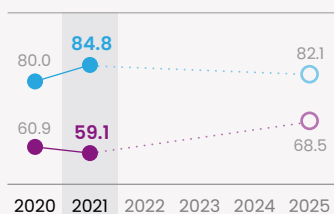


## 3.i.

3.i.a. 84.8% of children reached the last grade of primary education.

3.i.b. 59.1% of children reached the last grade of lower-secondary education.

● primary ● lower secondary



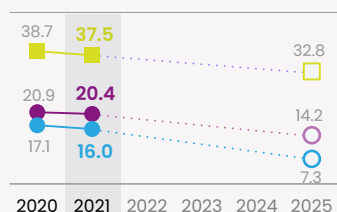
## 3.ii.

3.ii.a. 16% of primary-school-age children were out of school.

3.ii.b. 20.4% of lower-secondary-school-age children were out of school.

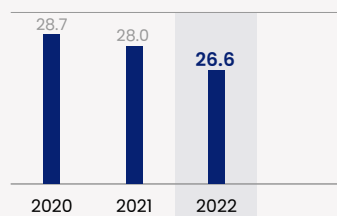
3.ii.c. 37.5% of upper-secondary-school-age children were out of school.

● primary ● lower secondary ■ upper secondary



## 5.i.

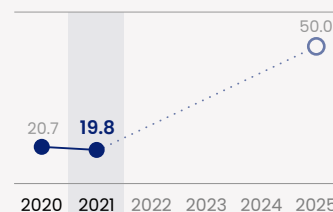
26.6% of women aged 20–24 years were married or in a union before age 18.



## 6.

6.b.ii 19.8% of children and young people at the end of primary achieved at least a minimum proficiency level in mathematics.

minimum proficiency in math

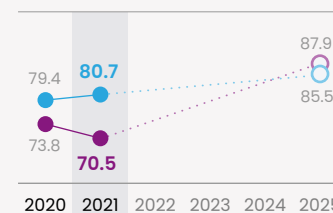


## 7.i.

7.i.b. 80.7% of teachers in primary had minimum required qualifications.

7.i.c. 70.5% of teachers in lower secondary had minimum required qualifications.

● primary ● lower secondary



### Notes

\*Indicators with no data for the current reporting year are not shown here.

## KEY TAKEAWAYS

- In 2021, by the end of primary education, about 19.8 percent of students reached minimum proficiency in mathematics.
- Thirty-five percent of partner countries guarantee at least one year of free and/or compulsory pre-primary education, while 22.2 percent of partner countries affected by fragility and conflict (PCFCs) have such legal provisions.
- In 2021, across 61 partner countries with available data, on average 65.2 percent of children, of whom 68.8 percent are girls (52.4 percent in PCFCs), attended school one year before the official primary entry age.
- Sixteen percent of primary-school-age children (21.8 percent in PCFCs), 20.4 percent of lower-secondary-school-age adolescents (24.2 percent in PCFCs) and 37.5 percent of upper-secondary-school-age youth (42.1 percent in PCFCs) were out of school across partner countries with data available.
- In 2021, the gross intake ratio (GIR) into the last grade of primary was 84.8 percent on average in partner countries and 74.4 percent in PCFCs. The GIR into the last grade of lower secondary was 59.1 percent overall and 52.2 percent in PCFCs.
- An estimated 18 million girls across 50 partner countries with data available (or 26.6 percent of girls) were married or had entered a union before the age of 18. About 26 percent of the girls in 16 PCFCs entered a union before the age of 18.
- On average, the share of teachers trained according to national standards is 80.7 percent (82.1 percent in PCFCs) in primary and 70.5 percent (70.4 percent in PCFCs) in lower-secondary education.